

**Format of holding of specified securities**

1. Name of Listed Entity: WILLIAMSON MAGOR & CO. LTD. (CIN:L01132WB1949PLC017715)
2. Scrip Code 519224 Name of Scrip WILLAMAGOR EQ,- Class of Security Equity
3. Share Holding Pattern Filed under : Reg. 31(1)(a)/Reg. 31(1)(b)/Reg. 31(1)(c )
  - a. If under 31 (1)(b) then indicate the report for Quarter ending: 31/12/2023
  - b. If under 31(1)(c ) then indicate date of allotment/extinguishment

4. **Declaration** : The Listed entity is required to submit the following declaration to the extent of submission of information:-

Particulars	Yes*	No*
1 Whether the Listed Entity has issued any partly paid up shares?		No
2 Whether the Listed Entity has issued any Convertible Securities or Warrants?		No
3 Whether the Listed Entity has any shares against which depository receipts are issued?		No
4 Whether the Listed Entity has any shares in Locked-in?		No
5 Whether any shares held by promoters are pledge or otherwise encumbered?		No
6 Whether company has equity shares with differential voting rights?		No
7 Whether the Listed Entity has any significant beneficial owner?		No

\* If the Listed Entity selects the option 'No' for the questions above, the column for the partly paid up shares, Outstanding Convertible Securities/Warrants, depository receipts, locked-in shares, No of shares pledged or otherwise encumbered by promoters, as applicable, shall not be displayed at the time of dissemination on the Stock Exchange website. Also wherever there is 'No' declared by Listed Entity in above table the values will be considered as 'Zero' by default on submission of the format of holding of specified securities.

5. The tabular format for disclosure of holding of specified securities is as follows:-



Table I - Summary Statement holding of specified securities as on 31/12/2023

Category (I)	Category of shareholder (II)	Nos. of shareholders (III)	No. of fully paid up equity shares held (IV)	No. of Partly paid-up equity shares held (V)	No. of shares underlying Depository Receipts (VI)	Total nos. shares held (VII)=(IV)+(V)+(VI)	Shareholding as a % of total no. of shares (calculated as per SCRR, 1957) (VIII) As a % of (A+B+C2)	Number of Voting Rights held in each class of securities (IX)				No of shares Underlying outstanding convertible securities (including Warrants) (X)	Shareholding as a % assuming full conversion of convertible securities (as a percentage of diluted share capital) (XI)=(VII)+(X) As a % of (A+B+C2)	Number of Locked in shares (XII)		Number of shares pledged or otherwise encumbered (XIII)		Number of equity shares held in dematerialized form (XIV)
								No of Voting Rights			Total as a % of (A+B+C)			No. (a)	As a % of total shares held (b)	No. (a)	As a % of total shares held (b)	
								Class eg:x	Class eg:y	Total								
(A)	Promoter & Promoter group	4	6794443	0	0	6794443	62.0137	6794443	0	6794443	62.0137	0	62.0137	0	0.0000	0	0.0000	6794443
(B)	Public	9009	4161917	0	0	4161917	37.9863	4161917	0	4161917	37.9863	0	37.9863	0	0.0000	NA	NA	3743658
(C)	Non Promoter - Non Public															NA	NA	
(C1)	Shares underlying DRs						NA									NA	NA	
(C2)	Shares held by Employee Trusts															NA	NA	
	<b>Total</b>	<b>9013</b>	<b>10956360</b>	<b>0</b>	<b>0</b>	<b>10956360</b>	<b>100.0000</b>	<b>10956360</b>	<b>0</b>	<b>10956360</b>	<b>100.0000</b>	<b>0</b>	<b>100.0000</b>	<b>0</b>				<b>10538101</b>



Table II - Statement Showing shareholding pattern of the Promoter and Promoter Group as on 31/12/2023


(1)	Category & Name of the Shareholders (I)	Entity type i.e. promoter OR promoter group entity (except promoter)	PAN (II)	Nos. of shareholders (III)	No. of fully paid up equity shares held (IV)	Partly paid-up equity shares held (V)	Nos. of shares underlying Depository Receipts (VI)	Total nos. shares held (VII)=(IV)+(V)+(VI)	Shareholding % calculated as per SCRR, 1957) As a % of (A+B+C2) (VIII)	Number of Voting Rights held in each class of securities (IX)			No of Shares Underlying convertible securities (as a percentage of diluted share capital) (X)	Shareholding as a % assuming full conversion of convertible securities (as a percentage of diluted share capital) (XI)=(VII)+(X) As a % of A+B+C2)	Number of Locked in shares (XII)		Number of shares pledged or otherwise encumbered (XIII)		Number of equity shares held in dematerialized form (XIV)
										No of Voting Rights					No. (a)	As a % of total shares held (b)	No. (a)	As a % of total shares held (b)	
										Class x	Class y	Total							
(1)	Indian Individuals/Hindu undivided Family			1	15240	0	0	15240	0.1391	15240	0	15240	0.1391	0	0.0000	0	0.0000	15240	
(a)	B M KHAITAN	Promoter	AGEPK69708	1	15240	0	0	15240	0.1391	15240	0	15240	0.1391	0	0.0000	0	0.0000	15240	
(b)	Central Government/State Government(s)												0	0.0000	0	0.0000	0	0.0000	0
(c)	Financial Institutions/Banks												0	0.0000	0	0.0000	0	0.0000	0
(d)	Any Other (specify)												0	0.0000	0	0.0000	0	0.0000	0
	Bodies Corporate			3	6779203	0	0	6779203	61.8746	6779203	0	6779203	61.8746	0	0.0000	0	0.0000	6779203	
	BISHNAUTH INVESTMENTS LIMITED	Promoter	AABCM7767N	1	5036629	0	0	5036629	45.9699	5036629	0	5036629	45.9699	0	0.0000	0	0.0000	5036629	
	UNITED MACHINE CO. LTD.	Promoter	AAACU3228P	1	907210	0	0	907210	8.2802	907210	0	907210	8.2802	0	0.0000	0	0.0000	907210	
	ICHAMATI INVESTMENTS LTD	Promoter	AAACJ5431J	1	835364	0	0	835364	7.6245	835364	0	835364	7.6245	0	0.0000	0	0.0000	835364	
	Sub Total			4	6794443	0	0	6794443	62.0137	6794443	0	6794443	62.0137	0	0.0000	0	0.0000	6794443	
(2)	Foreign Individuals (Non-Resident Individuals/Foreign Individuals)												0	0.0000	0	0.0000	0	0.0000	0
(a)	Government												0	0.0000	0	0.0000	0	0.0000	0
(b)	Institutions												0	0.0000	0	0.0000	0	0.0000	0
(c)	Foreign Portfolio Investor												0	0.0000	0	0.0000	0	0.0000	0
(d)	Any Other (specify)												0	0.0000	0	0.0000	0	0.0000	0
(e)	Sub Total			0	0	0	0	0	0.0000	0	0	0	0.0000	0	0.0000	0	0.0000	0	
	Total Shareholding of Promoter and Promoter Group (A)=(A)(1)+(A)(2)			4	6794443	0	0	6794443	62.0137	6794443	0	6794443	62.0137	0	0.0000	0	0.0000	6794443	




**WILLIAMSON MAGOR & CO. LTD.**

Table III - Statement Showing shareholding pattern of the Public shareholder as on 31/12/2023

Category & Name of the Shareholders (I)	PAN (II)	Nos. of shareholders (III)	No. of fully paid up equity shares held (IV)	Partly paid up shares held (V)	Nos. of shares underlying Depository Receipts (VI)	Total nos. shares held (VII)=(IV)+(V)+(VI)	Shareholding % calculated as per SCRR, 1957) As a % of (A+B+C2) (VIII)	Number of Voting Rights held in each class of securities (IX)			No of shares Underlying outstanding convertible securities (including Warrants) (X)	Total Shareholding as a % assuming full conversion of convertible securities (as a percentage of diluted share capital) (XI)=(VII)+(X) As a % of A+B+C2)	Number of Locked in shares (XII)		Number of shares pledged or otherwise encumbered (XIII)		Number of equity shares held in dematerialized form (XIV)	Sub-categorization of shares (XV) Shareholding (No of shares) under					
								No of Voting Rights					No. (a)	As a % of total shares held (b)	No. (Not applicable) (a)	As a % of total shares held (Not applicable) (b)		Sub-Category (i)	Sub-Category (ii)	Sub-Category (iii)			
								Class x	Class y	Total													
(1) Institutions (Domestic)																							
(a) Mutual Funds																							
(b) Venture Capital Funds																							
(c) Alternate Investment Funds																							
(d) Banks		4	6880	0	0	6880	0.0628	6880	0	6880	0.0628	0	0.0628	0	0.0000	NA		0	0	0	0	0	0
(e) Insurance Companies																							
(f) Provident Funds / Pension Funds																							
(g) Asset Reconstruction Companies																							
(h) Sovereign Wealth Funds																							
(i) NBFCs Registered with RBI																							
(j) Other Financial Institutions																							
(k) Any Other (specify)																							
Sub Total		4	6880	0	0	6880	0.0628	6880	0	6880	0.0628	0	0.0628	0	0.0000	NA		0	0	0	0	0	0
(2) Institutions (Foreign)																							
(a) Foreign Direct Investment																							
(b) Foreign Venture Capital Investors																							
(c) Sovereign Wealth Funds																							
Foreign Portfolio Investors Category I		1	70	0	0	70	0.0006	70	0	70	0.0006	0	0.0006	0	0.0000	NA		70	0	0	0	0	0
Foreign Portfolio Investors Category II																							
(f) Overseas Depositories (holding DRs) (balancing figure)																							
(g) Any Other (specify)																							
Sub Total		1	70	0	0	70	0.0006	70	0	70	0.0006	0	0.0006	0	0.0000	NA		70	0	0	0	0	0
(3) Central Government / State Government(s)																							
(a) Central Government / President of India																							
(b) State Government / Governor																							
(c) Shareholding by Companies or Bodies Corporate where Central/State Government is a promoter																							
Sub Total		0	0	0	0	0	0.0000	0	0	0	0.0000	0	0.0000	0	0.0000	NA		0	0	0	0	0	0
(4) Non-Institutions																							
(a) Associate Companies / Subsidiaries																							




WILLIAMSON MAGOR & CO. LTD.		Table III - Statement Showing shareholding pattern of the Public shareholder as on 31/12/2023																			
Category & Name of the Shareholders (I)	PAN (II)	Nos. of shareholders (III)	No. of fully paid up equity shares held (IV)	Partly paid up equity shares held (V)	Nos. of shares underlying Depository Receipts (VI)	Total nos. shares held (VII)=(IV)+(V)+(VI)	Shareholding % calculated as per SCRR, 1957) As a % of (A+B+C2) (VIII)	Number of Voting Rights held in each class of securities (IX)			No of shares Underlying outstanding convertible securities (including Warrants) (X)	Total Shareholding as a % assuming full conversion of convertible securities (as a percentage of diluted share capital) (XI)=(VII)+(X) As a % of A+B+C2)	Number of Locked in shares (XII)		Number of shares pledged or otherwise encumbered (XIII)		Sub-categorization of shares (XV) Shareholding (No of shares) under				
								No of Voting Rights					Total as a % of Total Voting rights	No. (a)	As a % of total shares held (b)	No. (Not applicable) (a)	As a % of total shares held (Not applicable) (b)	Number of equity shares held in dematerialized form (XIV)	Sub-Category (i)	Sub-Category (ii)	Sub-Category (iii)
								Class x	Class y	Total											
(b) Directors and their relatives (excluding independent directors and nominee directors)																					
(c) Key Managerial Personnel																					
(d) Relatives of Promoters (other than immediate relatives of promoters disclosed under Promoter and Promoter Group category)																					
(e) Trusts where any person belonging to Promoter and Promoter Group category is trustee, beneficiary or author of the trust																					
(f) Investor Education and Protection Fund Authority																					
(g) Resident Individuals holding nominal share capital upto Rs.2 lakhs		8653	2706994	0	0	2706994	24.7071	2706994	0	2706994	24.7071	0	24.7071	0	0.0000	NA	2357465	0	0	0	0
(h) Resident Individuals holding nominal share capital in excess of Rs.2 lakhs		11	952788	0	0	952788	8.6962	952788	0	952788	8.6962	0	8.6962	0	0.0000	NA	952788	0	0	0	0
HITESH RAMJI JAVERI	AABPJ4691H	2	409700	0	0	409700	3.7394	409700	0	409700	3.7394	0	3.7394	0	0.0000	NA	409700	0	0	0	0
HARSHA HITESH JAVERI	AAEPJ7739F	1	180600	0	0	180600	1.6484	180600	0	180600	1.6484	0	1.6484	0	0.0000	NA	180600	0	0	0	0
(i) Non Resident Indians (NRIs)		58	85155	0	0	85155	0.7772	85155	0	85155	0.7772	0	0.7772	0	0.0000	NA	68675	0	0	0	0
(j) Foreign National		5	21920	0	0	21920	0.2001	21920	0	21920	0.2001	0	0.2001	0	0.0000	NA	0	0	0	0	0
(k) Foreign Company / OCB																					
(l) Bodies Corporate		70	126983	0	0	126983	1.1590	126983	0	126983	1.1590	0	1.1590	0	0.0000	NA	103533	0	0	0	0
(m) Any Other (specify)																					
Resident Individual (HUF)		199	248469	0	0	248469	2.2678	248469	0	248469	2.2678	0	2.2678	0	0.0000	NA	248469	0	0	0	0
Clearing Member		10	12658	0	0	12658	0.1155	12658	0	12658	0.1155	0	0.1155	0	0.0000	NA	12658	0	0	0	0
Sub Total		9004	4154967	0	0	4154967	37.9229	4154967	0	4154967	37.9229	0	37.9229	0	0.0000	NA	3743588	0	0	0	0
Total Public Shareholding (B)=(B)(1)+(B)(2)+(B)(3)		9009	4161917	0	0	4161917	37.9863	4161917	0	4161917	37.9863	0	37.9863	0	0.0000	NA	3743658	0	0	0	0
Details of the shareholders acting as persons in Concert																					
Sl No	Name	PAN	Shares																		
	NIL																				



WILLIAMSON MAGOR & CO. LTD.

Table IV - Statement Showing shareholding pattern of the Non Promoter - Non Public shareholder as on 31/12/2023

Category & Name of the Shareholders (I)	PAN (II)	No of shareholders (III)	No. of fully paid up equity shares held (IV)	Partly paid-up equity shares held (V)	Nos. of shares underlying Depository Receipts (VI)	Total nos. shares held (VII)=(IV)+(V)+(VI)	Shareholding % calculated as per SCRR, 1957) As a % of (A+B+C2) (VIII)	Number of Voting Rights held in each class of securities (IX)			No of shares Underlying outstanding convertible securities (including Warrants) (X)	Total Shareholding as a % assuming full conversion of convertible securities (as a percentage of diluted share capital) (XI)=(VII)+(X) As a % of A+B+C2)	Number of Locked in shares (XII)		Number of shares pledged or otherwise encumbered (XIII)		Number of equily shares held in dematerialized form (XIV)	
								No of Voting Rights					No. (Not applicable) (a)	As a % of total shares held (b)	No. (Not applicable) (a)	As a % of total shares held (b)		
								Class x	Class y	Total								
(1) Custodian / DR Holder																		
(2) Employee Benefit Trust/Employee Welfare Trust under SEBI (Share based Employee Benefits and Sweat Equity) Regulations, 2021																		
Total Non Promoter - Non Public Shareholding (C)=(C)(1)+(C)(2)			0	0	0	0	0.0000	0	0	0	0.0000	0	0.0000	0	0.0000	NA	NA	0



WILLIAMSON MAGOR & CO. LTD.											
Annexure											
Table V - Statement showing details of significant beneficial owners as on 31/12/2023											
Details of the (SBO) (I)			Details of the registered owner (II)			Details of holding / exercise of right of the SBO in the reporting company, whether direct or indirect: Whether by virtue of: (III)				Date of creation / acquisition of significant beneficial interest (IV)	
Sr No	Name	PAN / Passport No. in case of a foreign national	Nationality	Name	PAN / Passport No. in case of a foreign national	Nationality	Shares (%)	Voting rights (%)	Rights on distributable dividend or any other distribution (%)	Exercise of control	Exercise of significant influence



WILLIAMSON MAGOR & CO. LTD.

Table VI - Statement showing foreign ownership limits as on 31/12/2023

	Board approved limits	Limits utilized
As on shareholding date	100.0000	0.9779
As on 30/09/2023	100.0000	0.9102
As on 30/06/2023	100.0000	0.9116
As on 31/03/2023	100.0000	1.0003
As on 31/12/2022	100.0000	0.9108





WILLIAMSON MAGOR & CO. LTD.						
Shareholding Summary as on 31/12/2023						
	As per Folio/Client Id				As per PAN	
Form	No of Records	% to Total Records	No of Shares	% to Total Shares	No of Records	No of Shares
PHYSICAL	1696	17.6593	418259	3.8175	1454	418259
NSDL	3215	33.4756	7877285	71.8969	3093	7877285
CDSL	4693	48.8651	2660816	24.2856	4599	2660816
<b>TOTAL</b>	<b>9604</b>	<b>100.0000</b>	<b>10956360</b>	<b>100.0000</b>	<b>9146</b>	<b>10956360</b>

